



LED outdoor luminaire for safety and/or general lighting. Robust die-cast aluminium housing with weatherproof powder coating, high IP65 protection and impact resistance IK10.

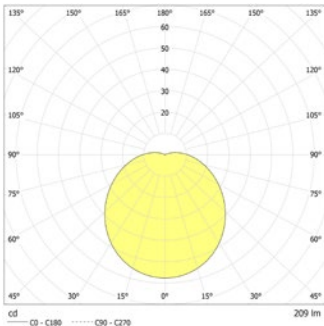


Technical data

Material:	die-cast aluminum	Effective power:	2,8 W
Illuminant:	replaceable 10 x 0,2W LED-module	Protection class:	I
Luminous flux:	209 lm	Input terminals:	2.5mm ² feed through wiring
Nominal voltage DC:	24 V ±25 %	Temperature ta:	-15...+40 °C
Nominal current DC:	115 mA	Impact resistance:	IK10

Technical data (General lighting)

Nominal voltage AC:	230V AC/DC ±10% 50/60 Hz	Light colour:	3000 K, 4000 K
Apparent power:	10,4 VA	Luminous flux:	601 lm
Effective power:	7,2 W	inrush current:	8 A / 50 µs



Ceiling mounting: Minimum illumination 1.0lx (middle of escape route), Maintenance factor 0.8

Distance to middle of escape route (m)	1.0m	2.0m	3.0m
2.5	3.2	8.3	
3.0	3.3	8.7	
4.0	3.2	9.2	
5.0	2.9	9.3	
6.0	2.1	9.0	

Wall mounting: Minimum illumination 1.0lx (middle of escape route), Maintenance factor 0.8

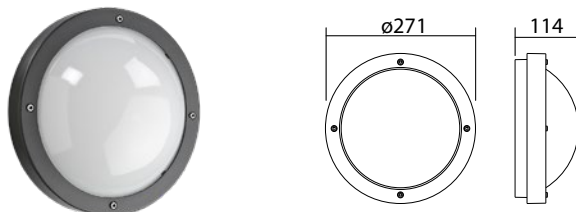
Distance to middle of escape route (m)	1.0m		2.0m	
	2.0	2.5	3.0	3.5
2.0	2.0	5.8	6.6	2.2
2.5	1.8	5.7	6.7	2.1
3.0	1.2	5.3	6.5	1.8

Articles

SN/A 6200 LED 24V round

Colors	RAL 7024	RAL 9003
Art. no.	101349943	101349842

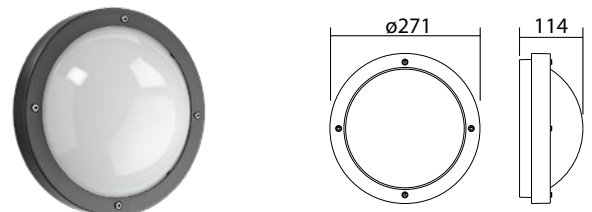
wall or ceiling mounting Light colour: 3000 K Protection category: IP65



SN/A 6200 LED 24V round

Colors	RAL 7024	RAL 9003
Art. no.	101349741	101349640

wall or ceiling mounting Light colour: 4000 K Protection category: IP65



Name	Accessories	Art. no.
Cover 6200 RD	spare part	104776669
ILD 24/4-CC-320-C	spare part	101425321

Info:

