



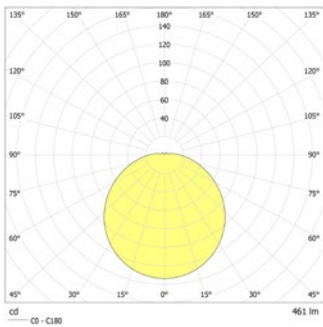
Combined wall or ceiling luminaire for general and safety lighting.

Technical data

Material:	polycarbonate	Effective power:	5,7 W
Illuminant:	replaceable 12 x 0,3W + 70 x 0,3W LED-module	Protection class:	I
Luminous flux:	461 lm	Input terminals:	2.5mm ² feed through wiring
Nominal voltage DC:	24 V ±20 %	Temperature ta:	-15...+30 °C
Nominal current DC:	235 mA	Impact resistance:	IK06

Technical data (General lighting)

Nominal voltage AC:	230V AC/DC ±10% 50/60 Hz	Light colour:	3000 K, 4000 K
Apparent power:	33,0 VA	Luminous flux:	3028 lm
Effective power:	32,0 W	inrush current:	18 A / 216 µs



Ceiling mounting: Minimum illumination 1.0lx (middle of escape route), Maintenance factor 0.8

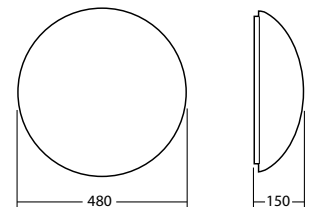
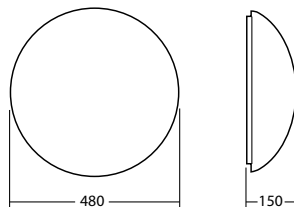
Distance to middle of escape route (m)	1.0m	2.0m
2.0	3.9	9.7
3.0	4.6	11.5
4.0	4.9	12.7
5.0	5.0	13.5
6.0	5.0	14.1
7.0	4.7	14.3
8.0	4.2	14.3
9.0	3.4	13.9
10.0	1.8	13.3

Wall mounting: Minimum illumination 1.0lx (middle of escape route), Maintenance factor 0.8

Distance to middle of escape route (m)	1.0m		2.0m	
	2.0	2.5	3.0	3.5
2.0	2.7	7.3	3.3	
2.5	2.6	7.3	3.3	
3.0	2.4	7.2	3.2	

Articles

SN/A 8627 LED 24V			SN/A 8627 LED 24V		
Colors	RAL 9010		Colors	RAL 9010	
Art. no.	101361966		Art. no.	101361865	
wall or ceiling mounting	Light colour: 3000 K	Protection category: IP40	wall or ceiling mounting	Light colour: 4000 K	Protection category: IP40



Name	Accessories	Art. no.
Cover 8627	spare part	050308
L-JET 7 - max. 24V DC, 650mAconst	spare part	101421479
LED driver replacement SN 8627	spare part	101861417
LED replacement kit 3K AV/SV SN 8627	spare part	101861518
LED replacement kit 4K AV/SV SN 8627	spare part	101861619
motion detector-unit smartSWITCH	optional	101435223

Info:

