



Shapely round luminaire with a PMMA dome, for universal use in safety and general lighting. The luminaire is optionally available with motion detector.

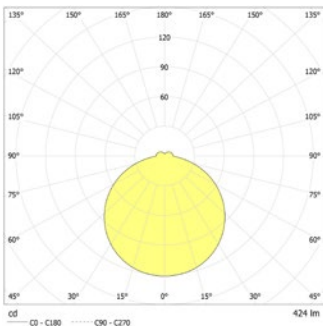
Operating values for general lighting (without safety lighting):
 apparent power: 33VA
 active power: 32W

Technical data

| | | | |
|----------------------------|--|---------------------------|--|
| Material: | PMMA | Effective power: | 5,7 W |
| Illuminant: | replaceable 12 x 0,3W + 70 x 0,3W LED-module | Protection class: | I |
| Luminous flux: | 424 lm | Input terminals: | 2.5mm ² feed through wiring |
| Nominal voltage DC: | 24 V ±20 % | Temperature ta: | -15...+30 °C |
| Nominal current DC: | 235 mA | Impact resistance: | IK04 |

Technical data (General lighting)

| | | | |
|----------------------------|--------------------------|------------------------|----------------|
| Nominal voltage AC: | 230V AC/DC ±10% 50/60 Hz | Light colour: | 3000 K, 4000 K |
| Apparent power: | 33,0 VA | Luminous flux: | 2957 lm |
| Effective power: | 32,0 W | inrush current: | 18 A / 216 µs |



Ceiling mounting: Minimum illumination 1.0lx (middle of escape route), Maintenance factor 0.8

| Distance to middle of escape route (m) | 1.0m | 2.0m | 3.0m |
|--|------|------|------|
| 2.0 | 3.8 | 9.5 | |
| 3.0 | 4.4 | 11.2 | |
| 4.0 | 4.7 | 12.4 | |
| 5.0 | 4.9 | 13.2 | |
| 6.0 | 4.7 | 13.6 | |
| 7.0 | 4.4 | 13.8 | |
| 8.0 | 3.8 | 13.6 | |
| 9.0 | 2.7 | 13.2 | |
| 10.0 | - | 12.4 | |


Wall mounting: Minimum illumination 1.0lx (middle of escape route), Maintenance factor 0.8

| Distance to middle of escape route (m) | 1.0m | | 2.0m | |
|--|------|-----|------|-----|
| | 2.0 | 2.5 | 3.0 | 3.5 |
| 2.0 | 2.2 | 6.0 | 3.2 | 8.2 |
| 2.5 | 1.9 | 5.8 | 3.1 | 8.3 |
| 3.0 | 1.4 | 5.4 | 3.0 | 8.3 |

Articles


| SN/A 8727 LED 24V | |
|-------------------|-----------|
| Colors | RAL 9010 |
| Art. no. | 101362572 |

wall or ceiling mounting Light colour: 3000 K Protection category: IP40



| SN/A 8727 LED 24V | |
|-------------------|-----------|
| Colors | RAL 9010 |
| Art. no. | 101362471 |

wall or ceiling mounting Light colour: 4000 K Protection category: IP40



| Name | Accessories | Art. no. |
|--------------------------------------|-------------|-----------|
| Cover 8727 | spare part | 050309 |
| L-JET 7 - max. 24V DC, 650mAconst | spare part | 101421479 |
| LED driver replacement SN 8627 | spare part | 101861417 |
| LED replacement kit 3K AV/SV SN 8627 | spare part | 101861518 |
| LED replacement kit 4K AV/SV SN 8627 | spare part | 101861619 |
| motion detector-unit smartSWITCH | optional | 101435223 |

Info:

