



Shapely round luminaire with a PMMA dome, for universal use in safety and general lighting. The luminaire is optionally available with motion detector.

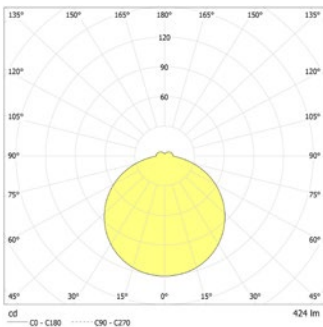
Operating values for general lighting (without safety lighting):
 apparent power: 33VA
 active power: 32W

Technical data

Material:	PMMA	Apparent power:	8,6 VA
Illuminant:	replaceable 12 x 0,3W + 70 x 0,3W LED-module	Effective power:	6,5 W
Luminous flux:	424 lm	Inrush current:	8 A / 50 µs
Nominal voltage AC:	230V ±10% 50/60 Hz	Protection class:	I
Nominal voltage DC:	176 - 264 V	Input terminals:	2.5mm ² feed through wiring
Nominal current AC:	37 mA	Temperature ta:	-15...+30 °C
Nominal current DC:	36 mA	Impact resistance:	IK04

Technical data (General lighting)

Nominal voltage AC:	230V AC/DC ±10% 50/60 Hz	Light colour:	3000 K, 4000 K
Apparent power:	33,0 VA	Luminous flux:	2957 lm
Effective power:	32,0 W	inrush current:	18 A / 216 µs



Ceiling mounting: Minimum illumination 1.0lx (middle of escape route), Maintenance factor 0.8

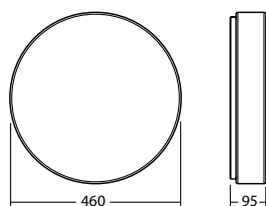
Distance to middle of escape route (m)	2.0	3.8	9.5
2.0	4.0	4.7	12.4
3.0	4.4	4.9	13.2
4.0	4.7	4.4	13.8
5.0	4.9	3.8	13.6
6.0	4.7	2.7	13.2
7.0	4.4	-	12.4
8.0	3.8		
9.0	2.7		
10.0	-		

Wall mounting: Minimum illumination 1.0lx (middle of escape route), Maintenance factor 0.8

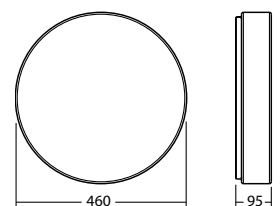
Distance to middle of escape route (m)	1.0m		2.0m	
	2.0	2.2	6.0	3.2
2.0	2.2	6.0	3.2	8.2
2.5	1.9	5.8	3.1	8.3
3.0	1.4	5.4	3.0	8.3

Articles

SN/A 8727 LED J/SV	
Colors	RAL 9010
Art. no.	101309022
mounting	Light colour: 3000 K Protection category: IP40



SN/A 8727 LED J/SV	
Colors	RAL 9010
Art. no.	101308618
mounting	Light colour: 4000 K Protection category: IP40



Name	Accessories	Art. no.
Cover 8727	spare part	050309
J-ET 7 SV - max. 12V DC650mA const	spare part	101420772
LED driver replacement SN 8627	spare part	101861417
LED replacement kit 3K AV/SV SN 8627	spare part	101861518
LED replacement kit 4K AV/SV SN 8627	spare part	101861619
motion detector-unit smartSWITCH	optional	101435223

Info:

