



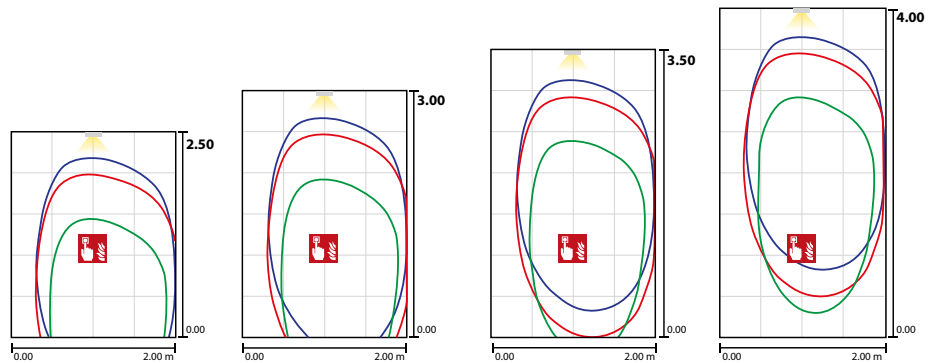
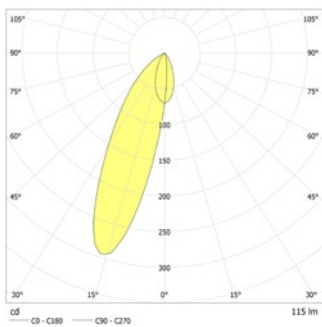
Single-sided exit sign luminaire made of high-quality aluminum profile. Especially flat design and an efficient and homogeneous illumination of the pictogram, using modern light guide technology. For easy and flexible installation, the cable entry is possible from the rear and from the side.

Incl. INOTEC Spot-Light 2 for illumination of highlighted areas.



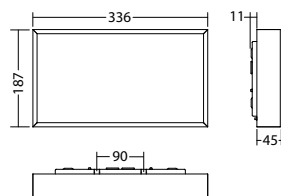
Technical data

viewing distance:	35 m	Nominal current DC:	160 mA
Material:	aluminium	Protection class:	III
Illuminant:	18 x 0,1W + 1 x 1W LED-module	Input terminals:	2.5mm ² feed through wiring
Nominal voltage DC:	24 V ±25 %	Temperature ta:	-15...+40 °C



Articles

SNP 7135 -03 AS2 LED 24V		
Colors	Aluminium	
Art. no.	102363288	
wall mounting	Light colour: 6500 K	Protection category: IP40



Name	Accessories	Art. no.
Legend panel 7x35 PL	required	101948212
Legend panel 7x35 PLO	required	101947707
Legend panel 7x35 PLU	required	101947909
Legend panel 7x35 PO	required	101948010
Legend panel 7x35 PR	required	101948111
Legend panel 7x35 PRO	required	101947606
Legend panel 7x35 PRU	required	101947808
Legend panel 7x35 PU	required	101948313
Legend panel 7x35 custom design	required	101871016

Info: When ordering an exit luminaire, the required pictogram with the corresponding arrow direction must be indicated.

PO: PR: PU: PL: PRO: PRU: PLU: PLO: