



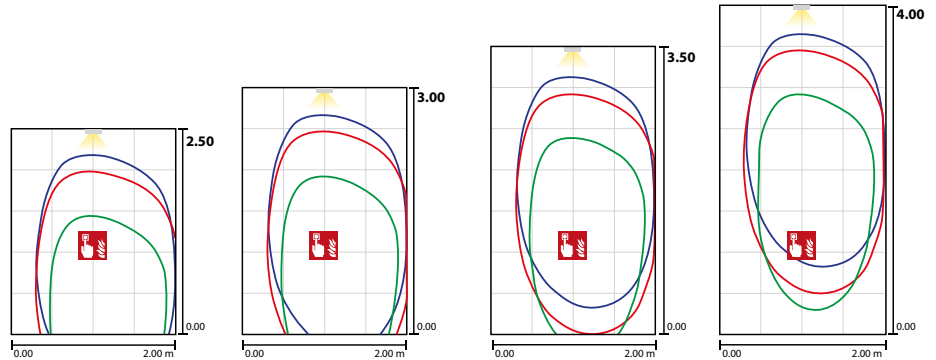
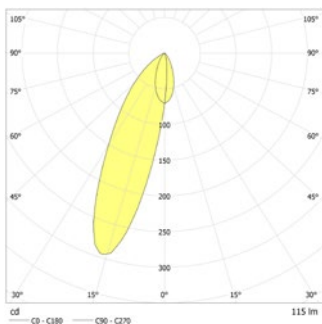
Double-sided exit sign luminaire made of high-quality aluminum profile. Especially flat design and an efficient and homogeneous illumination of the pictogram, using modern light guide technology. For easy and flexible installation, the cable entry is possible from the rear and from the side.

Incl. INOTEC Spot-Light 2 for illumination of highlighted areas.



Technical data

viewing distance:	20 m	Nominal current DC:	115 mA
Material:	aluminium	Protection class:	III
Illuminant:	12 x 0,1W + 1 x 1W LED-module	Input terminals:	2.5mm ² feed through wiring
Nominal voltage DC:	24 V ±25 %	Temperature ta:	-15...+40 °C

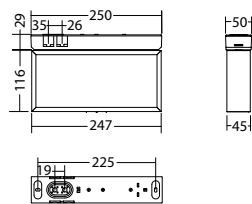


Articles

SNP 7220 D -03 AS2 LED 24V

Colors	Aluminium
Art. no.	102363086

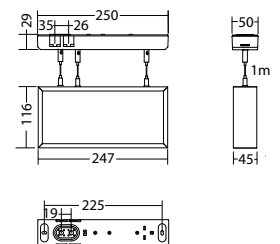
ceiling mounting Light colour: 6500 K Protection category: IP40



SNP 7220 S -03 AS2 LED 24V

Colors	Aluminium
Art. no.	102363187

cable suspension mounting Light colour: 6500 K Protection category: IP40



SNP 7220-03 AS2 Aluminium luminaires

For connection to INOTEC systems with 24V circuits

Name	Accessories	Art. no.
Blind cover 7x20 green	required	102341666
Blind cover 7x86 / 7x20 grey	required	101204039
Cover 7x86 / 7x20 opal	required	101203837
Legend 7x20 em window with escape ladder	required	101950434
Legend panel 7x20 PL	required	101947404
Legend panel 7x20 PLO	required	101946996
Legend panel 7x20 PLU	required	101947101
Legend panel 7x20 PO	required	101947202
Legend panel 7x20 PR	required	101947303
Legend panel 7x20 PRO	required	101946895
Legend panel 7x20 PRU	required	101947000
Legend panel 7x20 PU	required	101947505
Legend panel 7x20 custom design	required	101870915
Legend panel 7x20 emergency window	required	101950636
Legend panel 7x20 fire extinguisher	required	102044909
Legend panel 7x20 rescue window	required	101950535
Seilset 3m, SNP 101x,10x0,121x,15x0,72xxnicht für SNP 1012 1013!	optional	102384005
Seilset 5m, SNP 101x,10x0,121x,15x0,72xxnicht für SNP 1012 1013!	optional	102384106
chain mounting adapterSNP 7220	optional	102369049

Info: When ordering an exit luminaire, the required pictogram with the corresponding arrow direction must be indicated.

PO: PR: PU: PL: PRO: PRU: PLU: PLO: