



Double-sided aluminium profile emergency exit luminaires with additional light output at bottom side. Homogeneous illumination by state-of-the-art LED technology with a luminance of $> 500 \text{ cd/m}^2$.

Technical data

Viewing distance:	60 m	Nominal current DC:	60 mA
Material:	Aluminium	Apparent power:	14,0 VA
Illuminant:	8 x 1W LED-module	Inrush current:	8 A / 50 μs
Nominal voltage AC:	230V $\pm 10\%$ 50/60 Hz	Protection class:	I
Nominal voltage DC:	176 - 264 V	Input terminals:	2.5mm ² feed through wiring
Nominal current AC:	61 mA	Temperature ta:	-15...+40 °C

Available colours Add colour code to the article no. e.g. 800 014 **LXX**

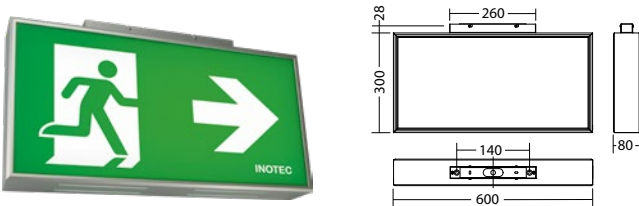
Special colour: **L99**

Articles

SNP 7283 D LED J/SV

Art. no. 807 640

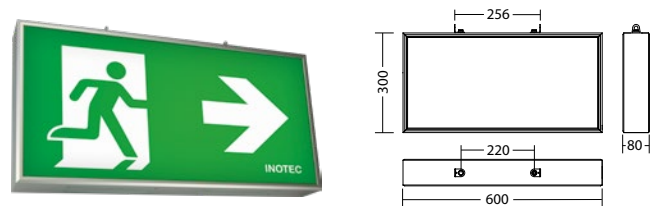
Ceiling mounting Light colour: 6500 K Protection category: IP40



SNP 7283 K LED J/SV

Art. no. 807 649

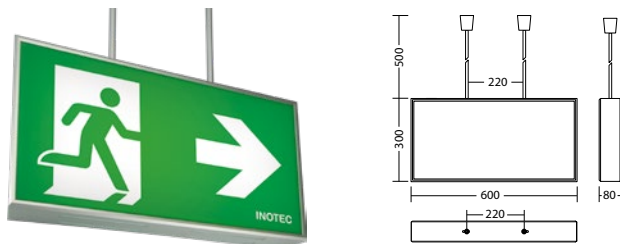
Chain mounting Light colour: 6500 K Protection category: IP40



SNP 7283 P LED J/SV

Art. no. 807 646

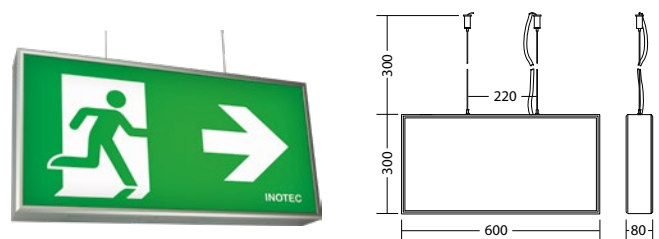
Pendulum mounting Light colour: 6500 K Protection category: IP40



SNP 7283 S LED J/SV

Art. no. 807 528

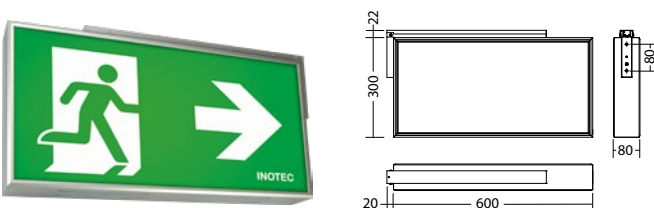
Cable suspension mounting Light colour: 6500 K Protection category: IP40



SNP 7283 WA LED J/SV

Art. no. 807 643

Wall bracket mounting Light colour: 6500 K Protection category: IP40



Name	Accessories	Art. no.
Pendulum set SN-luminaire 2,0 m gr	required	890 570
Pendulum set SN-luminaire 1,0 m gr	required	890 568
Pendulum set SN-luminaire 0,5 m gr	required	890 566
Pendulum set SN-luminaire 2,0 m ws	required	890 564
Pendulum set SN-luminaire 1,0 m ws	required	890 562
Pendulum set SN-luminaire 0,5 m ws	required	890 560
Legend panel 7x83 PRO	required	714 356
Legend panel 7x83 PLO	required	714 355
Legend panel 7x83 PRU	required	714 354
Legend panel 7x83 PLU	required	714 353
Legend panel 7x83 PU	required	714 055
Legend panel 7x83 PR	required	714 054
Legend panel 7x83 PL	required	714 053
Blind cover 7x83 white	required	704 955
Blind cover 7x83 grey	required	704 925

Info: When ordering an exit luminaire, the required pictogram with the corresponding arrow direction must be indicated.

For luminaires with pendulum mounting, select the desired pendulum (length and colour of baldachin).

