



Double-sided aluminium profile emergency exit luminaires with additional light output at bottom side. Homogeneous illumination by state-of-the-art LED technology with a luminance of $> 500 \text{ cd/m}^2$.

Technical data

Viewing distance:	20 m	Apparent power:	4,4 VA
Material:	Aluminium	Effective power:	4,0 W
Illuminant:	2 x 1W LED-module	Inrush current:	6 A / 22 μs
Nominal voltage AC:	230V $\pm 10\%$ 50/60 Hz	Protection class:	I
Nominal voltage DC:	176 - 264 V	Input terminals:	2.5mm ² feed through wiring
Nominal current AC:	19 mA	Temperature ta:	-15...+40 °C
Nominal current DC:	18 mA		

Available colours Add colour code to the article no. e.g. 800 014 LXX

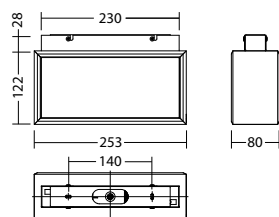
Special colour: L99

Articles

SNP 7286 D FLD 230V

Art. no. 811 015

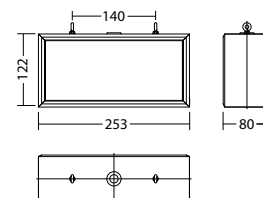
Ceiling mounting Light colour: 6500 K Protection category: IP40



SNP 7286 K FLD 230V

Art. no. 811 019

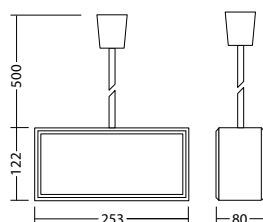
Chain mounting Light colour: 6500 K Protection category: IP40



SNP 7286 P FLD 230V

Art. no. 811 018

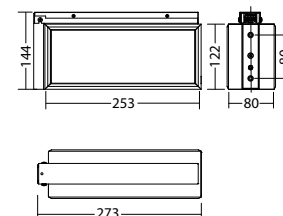
Pendulum mounting Light colour: 6500 K Protection category: IP40



SNP 7286 WA FLD 230V

Art. no. 811 017

Wall bracket mounting Light colour: 6500 K Protection category: IP40



Name	Accessories	Art. no.
Pendulum SN-luminaire 2,0 m gr	required	890 582
Pendulum SN-luminaire 1,0 m gr	required	890 580
Pendulum SN-luminaire 0,5 m gr	required	890 578
Pendulum SN-luminaire 2,0 m ws	required	890 576
Pendulum SN-luminaire 1,0 m ws	required	890 574
Pendulum SN-luminaire 0,5 m ws	required	890 572
Legend panel 7x86 / 2420 PRO	required	714 360
Legend panel 7x86 / 2420 PLO	required	714 359
Legend panel 7x86 / 2420 PRU	required	714 358
Legend panel 7x86 / 2420 PLU	required	714 357
Legend panel 7x86 / 2420 PO	required	714 311
Legend panel 7x86 / 2420 PR	required	714 047
Legend panel 7x86 / 2420 PL	required	714 046
Legend panel 7x86 / 2420 PU	required	714 045
Blind cover 7x86 / 7x20 grey	required	704 910
Cover 7x86 opal	required	704 906

Info: When ordering an exit luminaire, the required pictogram with the corresponding arrow direction must be indicated.

For luminaires with pendulum mounting, select the desired pendulum (length and colour of baldachin).

