



Double-sided aluminium profile emergency exit luminaires with additional light output at bottom side. Homogeneous illumination by state-of-the-art LED technology with a luminance of  $> 500 \text{ cd/m}^2$ .

### Technical data

<b>Viewing distance:</b>	20 m	<b>Nominal current DC:</b>	115 mA
<b>Material:</b>	Aluminium	<b>Protection class:</b>	III
<b>Illuminant:</b>	2 x 1W LED-module	<b>Input terminals:</b>	2.5mm <sup>2</sup> feed through wiring
<b>Nominal voltage DC:</b>	24 V $\pm$ 20 %	<b>Temperature ta:</b>	-15...+40 °C

**Available colours** Add colour code to the article no. e.g. 800 014 **LXX**

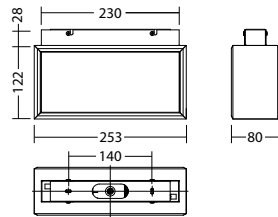
Special colour: **L99** 🌈

### Articles

#### SNP 7286 D LED 24V

Art. no. 810 022

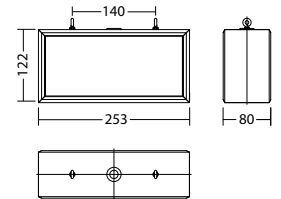
Ceiling mounting Light colour: 6500 K Protection category: IP40



#### SNP 7286 K LED 24V

Art. no. 810 044

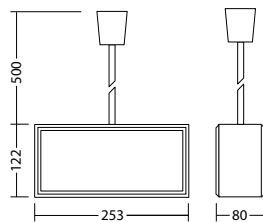
Chain mounting Light colour: 6500 K Protection category: IP40



#### SNP 7286 P LED 24V

Art. no. 810 023

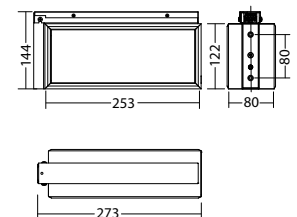
Pendulum mounting Light colour: 6500 K Protection category: IP40



#### SNP 7286 WA LED 24V

Art. no. 810 045

Wall bracket mounting Light colour: 6500 K Protection category: IP40



Name	Accessories	Art. no.
Pendulum SN-luminaire 24 V 2,0 m gr	required	890 539
Pendulum SN-luminaire 24 V 2,0 m ws	required	890 538
Pendulum SN-luminaire 24 V 1,0 m gr	required	890 537
Pendulum SN-luminaire 24 V 1,0 m ws	required	890 536
Pendulum SN-luminaire 24 V 0,5 m gr	required	890 535
Pendulum SN-luminaire 24 V 0,5 m ws	required	890 534
Legend panel 7x86 / 2420 PRO	required	714 360
Legend panel 7x86 / 2420 PLO	required	714 359
Legend panel 7x86 / 2420 PRU	required	714 358
Legend panel 7x86 / 2420 PLU	required	714 357
Legend panel 7x86 / 2420 PO	required	714 311
Legend panel 7x86 / 2420 PR	required	714 047
Legend panel 7x86 / 2420 PL	required	714 046
Legend panel 7x86 / 2420 PU	required	714 045
Blind cover 7x86 / 7x20 grey	required	704 910
Cover 7x86 opal	required	704 906

**Info:** When ordering an exit luminaire, the required pictogram with the corresponding arrow direction must be indicated.

For luminaires with pendulum mounting, select the desired pendulum (length and colour of baldachin).

