



Double-sided aluminium profile emergency exit luminaires with additional light output at bottom side. Homogeneous illumination by state-of-the-art LED technology with a luminance of $> 500 \text{ cd/m}^2$.

Technical data

Viewing distance:	35 m	Nominal current DC:	200 mA
Material:	Aluminium	Protection class:	III
Illuminant:	4 x 1W LED-module	Input terminals:	2.5mm ² feed through wiring
Nominal voltage DC:	24 V \pm 20 %	Temperature ta:	-15...+40 °C

Available colours Add colour code to the article no. e.g. 800 014 LXX

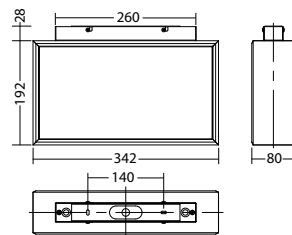
Special colour: L99

Articles

SNP 7288 D LED 24V

Art. no. 810 047

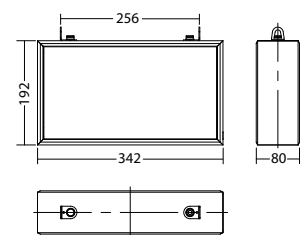
Ceiling mounting Light colour: 6500 K Protection category: IP40



SNP 7288 K LED 24V

Art. no. 810 043

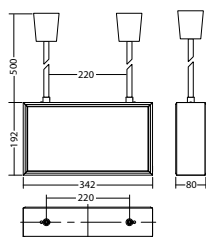
Chain mounting Light colour: 6500 K Protection category: IP40



SNP 7288 P LED 24V

Art. no. 810 048

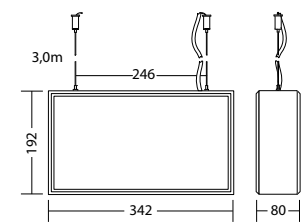
Pendulum mounting Light colour: 6500 K Protection category: IP40



SNP 7288 S LED 24V

Art. no. 810 183

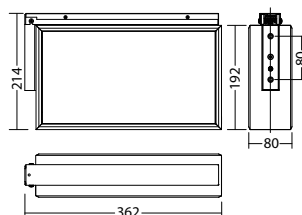
Cable suspension mounting Light colour: 6500 K Protection category: IP40



SNP 7288 WA LED 24V

Art. no. 810 049

Wall bracket mounting Light colour: 6500 K Protection category: IP40



Name	Accessories	Art. no.
Pendulum set SN-luminaire 24 V 2,0 m gr	required	890 545
Pendulum set SN-luminaire 24 V 2,0 m ws	required	890 544
Pendulum set SN-luminaire 24 V 1,0 m gr	required	890 543
Pendulum set SN-luminaire 24 V 1,0 m ws	required	890 542
Pendulum set SN-luminaire 24 V 0,5 m gr	required	890 541
Pendulum set SN-luminaire 24 V 0,5 m ws	required	890 540
Legend panel 7x88/2435 PRO	required	714 362
Legend panel 7x88/2435 PLO	required	714 361
Legend panel 7x88/2435 PRU	required	714 275
Legend panel 7x88/2435 PLU	required	714 274
Legend panel 7x88 / 2435 PO	required	714 075
Legend panel 7x88 / 2435 PR	required	714 020
Legend panel 7x88 / 2435 PL	required	714 019
Legend panel 7x88 / 2435 PU	required	714 018
Blind cover 7x88 / 7x35 grey	required	704 909
Cover 7x88 opal	required	704 902

Info: When ordering an exit luminaire, the required pictogram with the corresponding arrow direction must be indicated.

For luminaires with pendulum mounting, select the desired pendulum (length and colour of baldachin).

