



Double-sided aluminium profile emergency exit luminaires with additional light output at bottom side. Homogeneous illumination by state-of-the-art LED technology with a luminance of $> 500 \text{ cd/m}^2$.

Technical data

Viewing distance:	35 m	Nominal current DC:	32 mA
Material:	Aluminium	Apparent power:	8,3 VA
Illuminant:	4 x 1W LED-module	Inrush current:	8 A / 50 μs
Nominal voltage AC:	230V $\pm 10\%$ 50/60 Hz	Protection class:	I
Nominal voltage DC:	176 - 264 V	Input terminals:	2.5mm ² feed through wiring
Nominal current AC:	36 mA	Temperature ta:	-15...+40 °C

Available colours Add colour code to the article no. e.g. 800 014 **LXX**

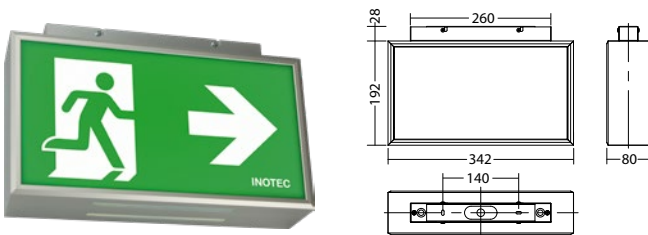
Special colour: **L99**

Articles

SNP 7288 D LED J/SV

Art. no. 807 607

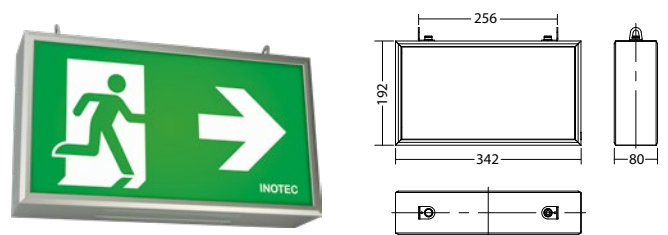
Ceiling mounting Light colour: 6500 K Protection category: IP40



SNP 7288 K LED J/SV

Art. no. 807 618

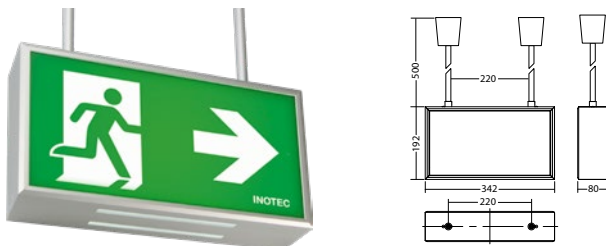
Chain mounting Light colour: 6500 K Protection category: IP40



SNP 7288 P LED J/SV

Art. no. 807 617

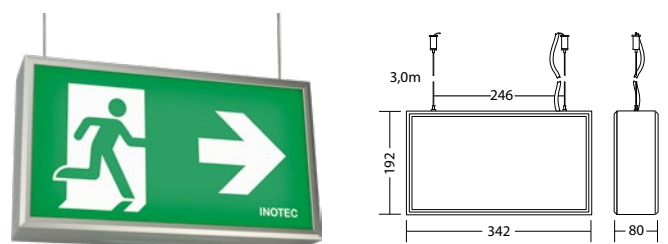
Pendulum mounting Light colour: 6500 K Protection category: IP40



SNP 7288 S LED J/SV

Art. no. 807 610

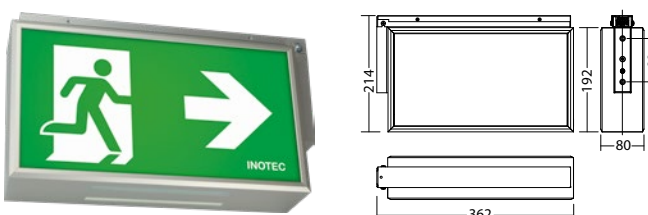
Cable suspension mounting Light colour: 6500 K Protection category: IP40



SNP 7288 WA LED J/SV

Art. no. 807 616

Wall bracket mounting Light colour: 6500 K Protection category: IP40



Name	Accessories	Art. no.
Pendulum set SN-luminaire 2,0 m gr	required	890 570
Pendulum set SN-luminaire 1,0 m gr	required	890 568
Pendulum set SN-luminaire 0,5 m gr	required	890 566
Pendulum set SN-luminaire 2,0 m ws	required	890 564
Pendulum set SN-luminaire 1,0 m ws	required	890 562
Pendulum set SN-luminaire 0,5 m ws	required	890 560
Legend panel 7x88/2435 PRO	required	714 362
Legend panel 7x88/2435 PLO	required	714 361
Legend panel 7x88/2435 PRU	required	714 275
Legend panel 7x88/2435 PLU	required	714 274
Legend panel 7x88 / 2435 PO	required	714 075
Legend panel 7x88 / 2435 PR	required	714 020
Legend panel 7x88 / 2435 PL	required	714 019
Legend panel 7x88 / 2435 PU	required	714 018
Blind cover 7x88 / 7x35 grey	required	704 909
Cover 7x88 opal	required	704 902

Info: When ordering an exit luminaire, the required pictogram with the corresponding arrow direction must be indicated.

For luminaires with pendulum mounting, select the desired pendulum (length and colour of baldachin).

