



Double-sided aluminium profile emergency exit luminaires with additional light output at bottom side. Homogeneous illumination by state-of-the-art LED technology with a luminance of > 500 cd/m<sup>2</sup>.

**Technical data**

<b>Viewing distance:</b>	35 m	<b>Apparent power:</b>	8,3 VA
<b>Material:</b>	Aluminium	<b>Inrush current:</b>	8 A / 50 µs
<b>Illuminant:</b>	4 x 1W LED-module	<b>Protection class:</b>	I
<b>Nominal voltage AC:</b>	230V AC ±10% 50/60 Hz	<b>Input terminals:</b>	2.5mm <sup>2</sup> feed through wiring
<b>Nominal current AC:</b>	36 mA	<b>Temperature ta:</b>	-15...+40 °C

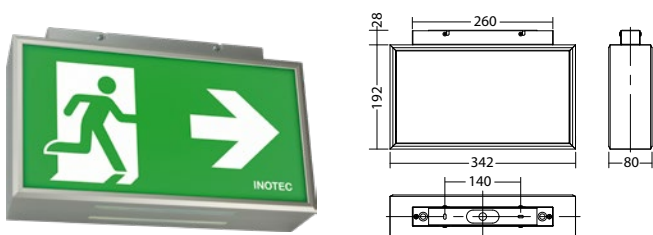
**Available colours** Add colour code to the article no. e.g. 800 014 LXX

Special colour: **L99** 🌈

**Articles**

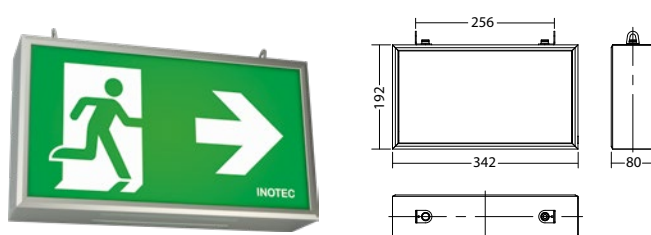
**SNP 7288 D LED NE/SV** Art. no. 807 608

Ceiling mounting Light colour: 6500 K Protection category: IP40



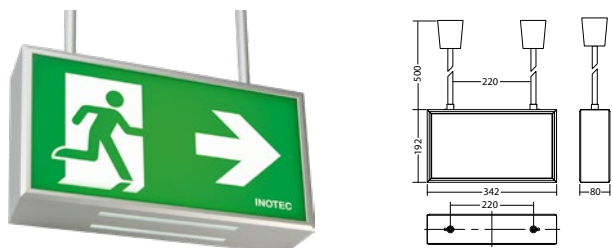
**SNP 7288 K LED NE/SV** Art. no. 807 636

Chain mounting Light colour: 6500 K Protection category: IP40



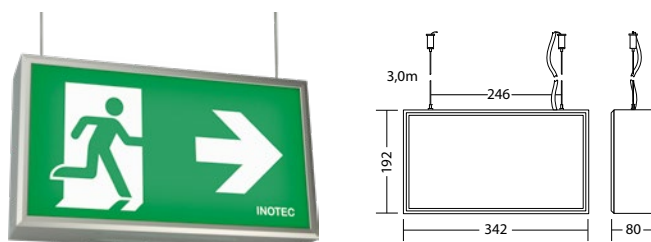
**SNP 7288 P LED NE/SV** Art. no. 807 637

Pendulum mounting Light colour: 6500 K Protection category: IP40



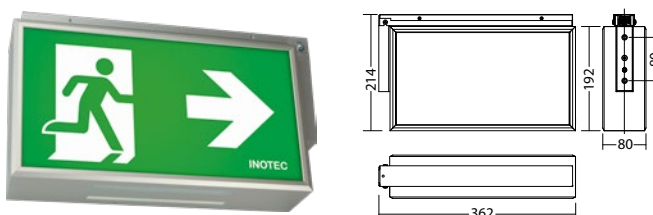
**SNP 7288 S LED NE/SV** Art. no. 807 611

Cable suspension mounting Light colour: 6500 K Protection category: IP40



**SNP 7288 WA LED NE/SV** Art. no. 807 638

Wall bracket mounting Light colour: 6500 K Protection category: IP40



Name	Accessories	Art. no.
Pendulum set SN-luminaire NE/SV 2,0 m gr	required	890 571
Pendulum set SN-luminaire NE/SV 1,0 m gr	required	890 569
Pendulum set SN-luminaire NE/SV 0,5 m gr	required	890 567
Pendulum set SN-luminaire NE/SV 2,0 m wh	required	890 565
Pendulum set SN-luminaire NE/SV 1,0 m wh	required	890 563
Pendulum set SN-luminaire NE/SV 0,5 m wh	required	890 561
Legend panel 7x88/2435 PRO	required	714 362
Legend panel 7x88/2435 PLO	required	714 361
Legend panel 7x88/2435 PRU	required	714 275
Legend panel 7x88/2435 PLU	required	714 274
Legend panel 7x88 / 2435 PO	required	714 075
Legend panel 7x88 / 2435 PR	required	714 020
Legend panel 7x88 / 2435 PL	required	714 019
Legend panel 7x88 / 2435 PU	required	714 018
Blind cover 7x88 / 7x35 grey	required	704 909
Cover 7x88 opal	required	704 902

**Info:** When ordering an exit luminaire, the required pictogram with the corresponding arrow direction must be indicated.

For luminaires with pendulum mounting, select the desired pendulum (length and colour of baldachin).

