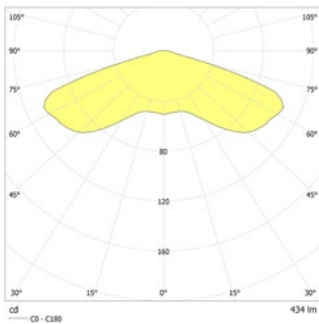


Ball-impact and shock resistant LED safety luminaire with optimised light distribution for the illumination of areas. Powder-coated aluminium housing with slim design, perfect for use in environments with high mechanical stresses and in sports facilities.



Technical data

Material:	sheet steel powder-coated	Effective power:	4,5 W
Illuminant:	1 x 3,5W LED-module	Protection class:	III
Luminous flux:	434 lm	Input terminals:	2.5mm ² feed through wiring
Nominal voltage DC:	24 V ±20 %	Temperature ta:	-15...+40 °C
Nominal current DC:	185 mA	Impact resistance:	IK10



Ceiling mounting: Minimum illumination 1.0lx (middle of escape route), Maintenance factor 0.8

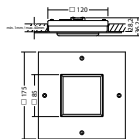
Beam diameter (mm)	Beam diameter (mm)	Beam diameter (mm)
2.5	5.3	13.4
3.0	5.4	14.2
3.5	5.5	15.0
4.0	5.5	15.1
4.5	5.4	15.5
5.0	5.0	15.5

Minimum illumination 1.0lx (area illumination), Maintenance factor 0.8

Beam diameter (mm)	Beam diameter (mm)	Beam diameter (mm)
2.5	4.4	11.8
3.0	4.5	13.0
3.5	4.4	13.9
4.0	4.3	14.4
4.5	3.8	14.9
5.0	3.4	15.3

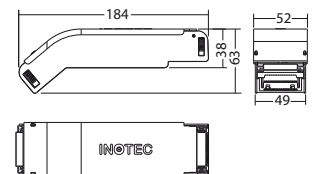
Articles

SN 8030.2 E -12 SLB LED 24V			
Colors	RAL 7015	RAL 9016	RAL (special)
Art. no.	104240543	104240442	104240644
recessed ceiling mounting	Light colour: 4000 K	Protection category: IP40	



LED-Supply 24-3 SK III ext. Art. no. 101442091

required



Name	Accessories	Art. no.
FLD-Supply 230/320 SK II ext.	required	101445226
LED-Supply 230-3 J-SV SK II ext.	required	101436536
LED-Supply 230-3 NE-SV SK II ext.	required	101436738
LED-Supply 230-3 SK II ext.	required	101436637
LED-Supply 24-3 SK III ext.	required	101442091
LM 8030.2 E 1(12V)/4K SLB 24V RAL9016 LED Modul	spare part	104489309