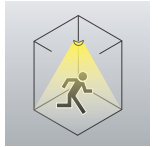




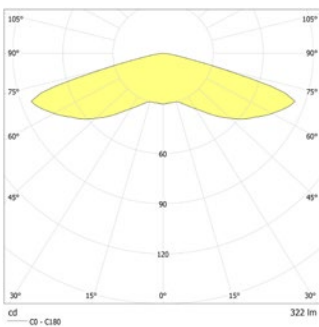
LED safety luminaire with optimised light distribution for the illumination of areas. Housing made of powder-coated aluminium for ceiling mounting with optional cable entry at the side. Incl. 4-chip LED illuminant for maximum safety.



Technical data

Material:	die-cast aluminum powder-coated
Illuminant:	1 x 2,1W LED-module
Luminous flux:	322 lm
Nominal voltage DC:	24 V ±20 %

Nominal current DC:	120 mA
Protection class:	III
Input terminals:	2.5mm ² feed through wiring
Temperature ta:	-15...+40 °C



Ceiling mounting: Minimum illumination 1.0lx (middle of escape route), Maintenance factor 0.8

[m]	⊕	⊕
2.5	4.7	12.9
3.0	4.6	13.2
3.5	4.4	13.3
4.0	3.8	13.2
4.5	2.4	12.8

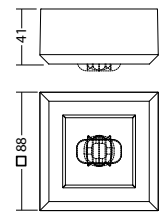
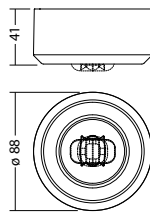
Minimum illumination 1.0lx (area illumination), Maintenance factor 0.8

[m]	⊕	⊕	⊕
2.5	3.7	11.7	
3.0	3.7	12.3	
3.5	3.2	12.8	
4.0	2.9	12.3	
4.5	2.6	12.3	
5.0	2.4	12.3	
5.5	2.2	10.8	
6.0	2.0	9.9	

Articles

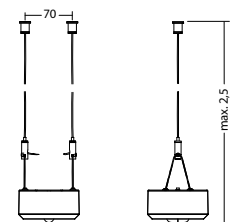
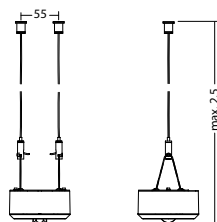
SN 8424 -12 SLB LED 24V round			
Colors	RAL 9005	RAL 9016	RAL (special)
Art. no.	102063194	101356512	101356613
ceiling mounting	Light colour: 4000 K		Protection category: IP40

SN 8424 -12 SLB LED 24V square			
Colors	RAL 9005	RAL 9016	RAL (special)
Art. no.	102063501	101357320	101357421
ceiling mounting	Light colour: 4000 K		Protection category: IP40



Chain suspension SN 8424 rd, RAL 9016 Art. no. 101445933

Chain suspension SN 8424 sq, RAL 9016 Art. no. 101446135



Name	Accessories	Art. no.
Chain suspension SN 8424 rd, RAL 9016	optional	101445933
Chain suspension SN 8424 sq, RAL 9016	optional	101446135