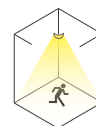


# 230V SN 8500-08 SHB Downlights

**FLD** For connection to FUSION central battery- or emergency power (NEA) systems



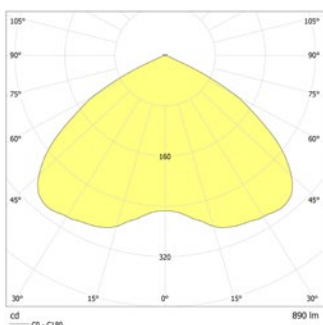
Downlight for enhanced lighting requirements. For illuminating large areas with high mounting heights. Robust, chlorine-resistant housing made of die-cast aluminium with optional lateral cable gland.



## Technical data

|                            |                    |
|----------------------------|--------------------|
| <b>Material:</b>           | die-cast aluminum  |
| <b>Illuminant:</b>         | 1 x 8W LED-module  |
| <b>Luminous flux:</b>      | 890 lm             |
| <b>Nominal voltage AC:</b> | 230V ±10% 50/60 Hz |
| <b>Nominal voltage DC:</b> | 176 - 264 V        |
| <b>Nominal current AC:</b> | 46 mA              |
| <b>Nominal current DC:</b> | 49 mA              |

|                           |  |
|---------------------------|--|
| <b>Apparent power:</b>    | 10,6 VA                                |
| <b>Effective power:</b>   | 10,5 W                                 |
| <b>Inrush current:</b>    | 6 A / 22 µs                            |
| <b>Protection class:</b>  | I                                      |
| <b>Input terminals:</b>   | 2.5mm <sup>2</sup> feed through wiring |
| <b>Temperature ta:</b>    | -15...+40 °C                           |
| <b>Impact resistance:</b> | IK10                                   |



Ceiling mounting: Minimum illumination 1.0lx (middle of escape route), Maintenance factor 0.8

| Height [m] | Beam diameter [m] | Beam diameter [m] |
|------------|-------------------|-------------------|
| 3.0        | 5.6               | 12.4              |
| 4.0        | 6.7               | 15.3              |
| 5.0        | 7.4               | 17.7              |
| 6.0        | 8.0               | 19.5              |
| 7.0        | 8.5               | 21.0              |
| 8.0        | 8.8               | 22.2              |
| 9.0        | 8.9               | 23.2              |
| 10.0       | 8.7               | 24.2              |
| 11.0       | 8.3               | 24.8              |
| 12.0       | 7.5               | 25.1              |
| 13.0       | 6.5               | 25.1              |
| 14.0       | 4.3               | 24.8              |

Minimum illumination 1.0lx (area illumination), Maintenance factor 0.8

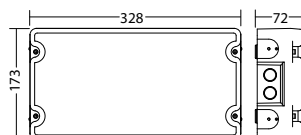
| Height [m] | Beam diameter [m] | Beam diameter [m] |
|------------|-------------------|-------------------|
| 4.0        | 4.9               | 11.7              |
| 6.0        | 5.7               | 15.7              |
| 8.0        | 6.1               | 18.6              |
| 10.0       | 6.1               | 20.8              |
| 12.0       | 5.8               | 22.5              |
| 14.0       | 4.4               | 23.6              |
| 16.0       | 3.5               | 20.2              |
| 18.0       | 3.5               | 17.8              |
| 20.0       | 3.5               | 16.5              |
| 22.0       | 3.3               | 15.4              |
| 24.0       | 3.0               | 12.5              |

## Articles

### SN 8500 -08 SHB FLD 230V

|          |           |               |
|----------|-----------|---------------|
| Colors   | HWF 9006  | HWF (special) |
| Art. no. | 101389652 | 101389753     |

ceiling mounting      Light colour: 4000 K      Protection category: IP65



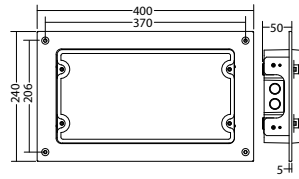
### Ringbolts for SN 8500/24xx

Art. no. 100912635



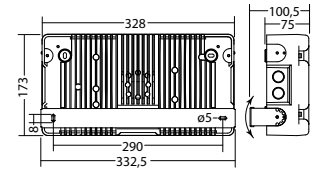
**Recessed ceiling frame SN 8500, HWF 9006**

Art. no. 101432593



**Wall bracket SN 8500, RAL 9006**

Art. no. 101432795



| Name                                     | Accessories | Art. no.  |
|--|-------------|-----------|
| FLD 230/8 – CC – 650 – C                 | Ersatzteil  | 100903440 |
| Haube SN 8500                            | Ersatzteil  | 50207     |
| LM 8500-08 1/4K KB150                    | Ersatzteil  | 104429590 |
| Recessed ceiling frame SN 8500, HWF 9006 | optional    | 101432593 |
| Recessed ceiling frame SN 8500, HWF SC   |             | 101432492 |
| Ringbolts for SN 8500/24xx               | optional    | 100912635 |
| Wall bracket SN 8500, RAL 9006           | optional    | 101432795 |