



LED safety luminaire with optimised light distribution for the illumination of escape routes. Housing made of powder-coated aluminium for installation in Ø 68mm ceiling cutout. Incl. 4-chip LED illuminant for maximum safety.

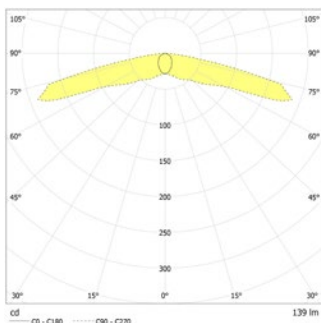
Luminaire IP40 / LED-Supply IP20



Technical data

Material:	die-cast aluminum powder-coated
Illuminant:	1 x 0,9W LED-module
Luminous flux:	139 lm
Nominal voltage AC:	230V ±10% 50/60 Hz
Nominal voltage DC:	176 - 264 V
Nominal current AC:	15 mA
Nominal current DC:	12 mA

Apparent power:	3,5 VA
Effective power:	2,6 W
Inrush current:	8 A / 50 µs
Protection class:	II
Input terminals:	2.5mm ² feed through wiring
Temperature ta:	-15...+40 °C



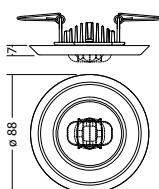
Ceiling mounting: Minimum illumination 1.0lx (middle of escape route), Maintenance factor 0.8

Beam diameter (cm)	2.5	3.0	3.5	4.0	4.5
6.8	6.8	5.3	4.8	3.8	3.0
17.0	17.0	18.1	17.9	17.3	14.3
5.3	5.3	5.4	5.4	5.3	5.0
1.9	1.8	1.6	1.3	0.9	

Articles

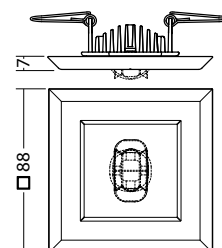
SN 9400-03 ALB LED J/SV round

Colors	RAL 9005	RAL 9016	RAL (special)
Art. no.	102060568	101323974	101324075
recessed ceiling mounting	Light colour: 4000 K		Protection category: IP20



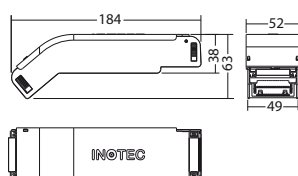
SN 9400-03 ALB LED J/SV square

Colors	RAL 9005	RAL 9016	RAL (special)
Art. no.	102060972	101324782	101324883
recessed ceiling mounting	Light colour: 4000 K		Protection category: IP20



LED-Supply 230-3 J-SV SK II ext.

Art. no. 101436536



Name	Accessories	Art. no.
FLD-Supply 230/320 SK II ext.	required	101445226
LED-Supply 230-3 J-SV SK II ext.	required	101436536
LED-Supply 230-3 NE-SV SK II ext.	required	101436738
LED-Supply 24-3 SK III ext.	required	101442091